

# **World Integrated Trade Solution (WITS)**

**and its databases  
(TRAINS, WTO-IDB, WTO-CTS, COMTRADE)**

**ARTNet Capacity Building Workshop for Trade Research  
Phnom Penh, Cambodia  
2-6 June 2008**



# WITS vs Databases

**WITS** is a software which is designed to integrate several trade-related databases and provide easy access

**Four major databases** are currently accessible through **WITS**

# Databases of WITS

- TRAINS (**UNCTAD**)
- COMTRADE (**UN Statistics Division**)
- Integrated Database (IDB-**WTO**)
- Consolidated Tariff Schedule (CTS-**WTO**)

# Data Accessibility

- **COMTRADE:** Free access to International Organizations, others against a fee (more information at:  
(<https://unp.un.org/comtrade.aspx>)
- **TRAINS:** Access to governments and international and regional organizations, as well as to donors to TRAINS Trust Fund
- **WTO:** Access to WTO member governments and selected international organizations

# Data contents of TRAINS

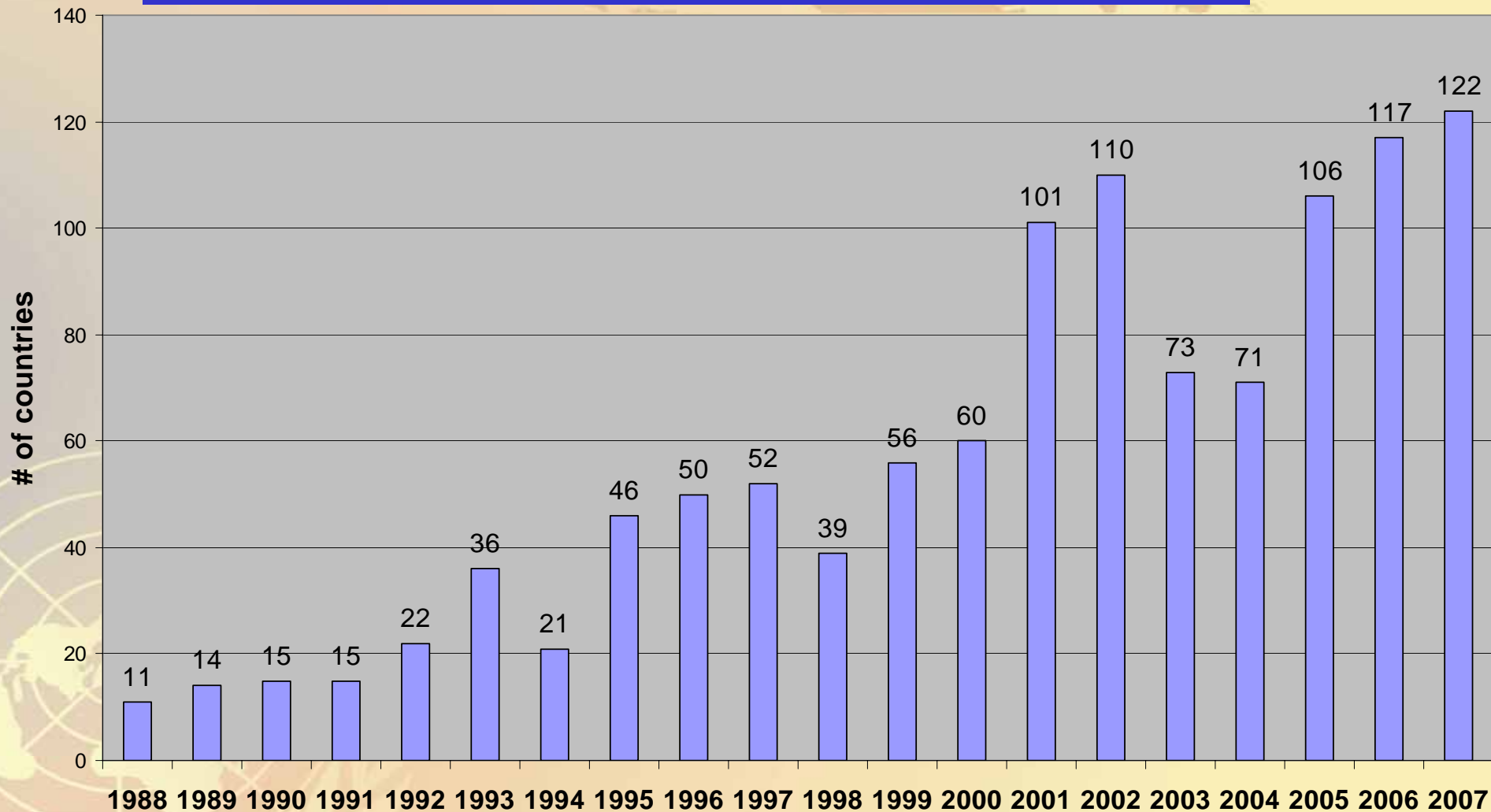
(as of June 2008)

- **Tariff measures** at national tariff line level for 166 countries (1137 country/years since 1988), including preferential rates such as **RTA** and **GSP**.
  - MFN tariff
  - General tariff
  - Bilateral Preferential tariff
  - RTA tariff
  - GSP tariff
  - Para-tariff

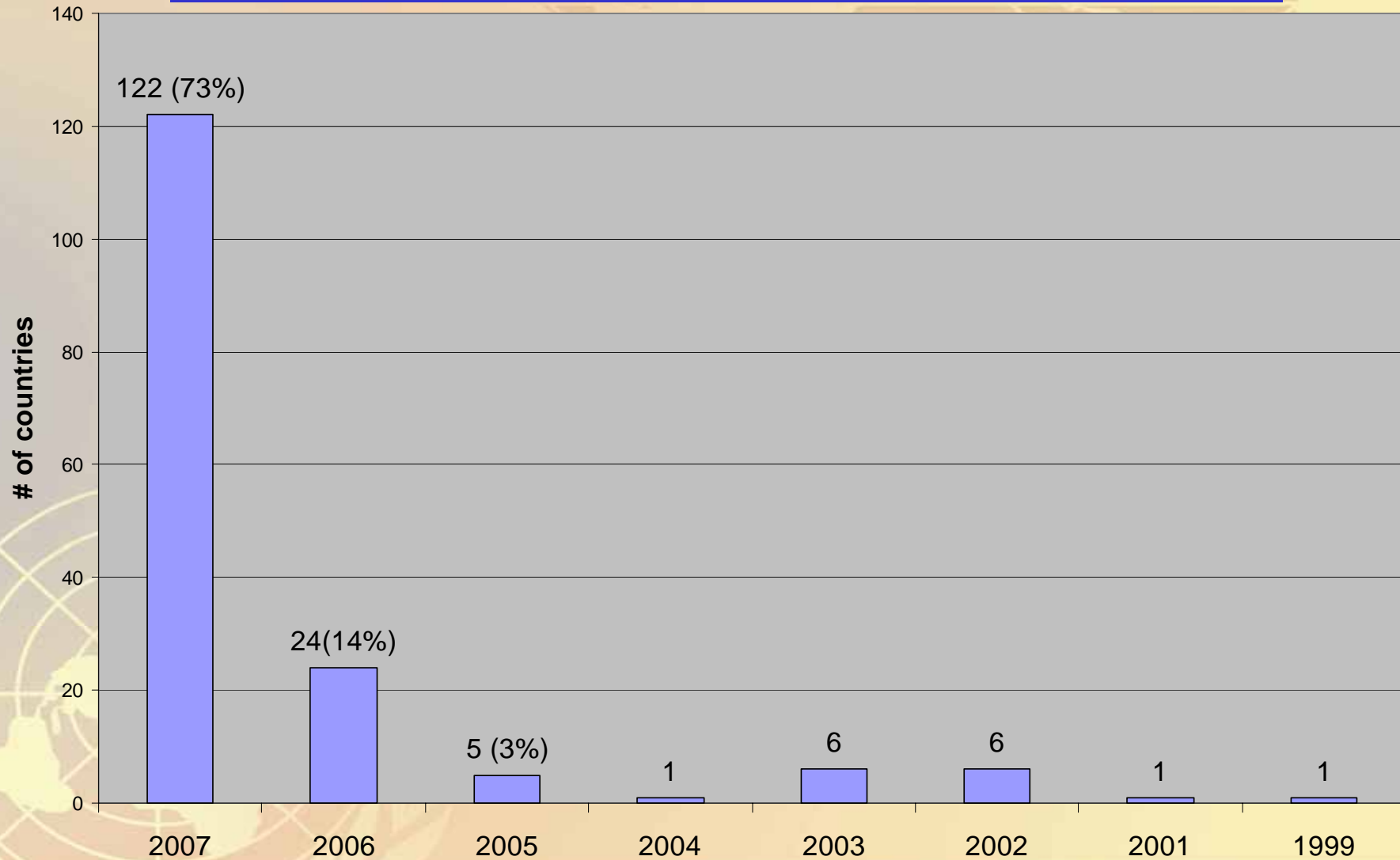
# Data contents of TRAINS (continued)

- **Imports statistics** by origin at Harmonized System (HS) 6-digit level for every country-year by constructing mirror imports where necessary. Imports at National Tariff Line for some countries.
- **Non-Tariff Measures** classified according to UNCTAD Coding System of Trade Control Measures (97 countries, 150 country/years)

# Historical tariff data: Number of countries in TRAINS



# Latest Year: Number of countries in TRAINS





# Preferential Schemes

- Most of the countries (137) have at least 1 preferential scheme.
- 81 countries have 4 or more preferential schemes.
- 39 countries with more than 10 different preferential schemes.
- TRAINS Tariff Measures under Help and Information menu for more information.

# Product Classifications in TRAINS

- Data in TRAINS recorded in HS (Harmonized Commodity Description and Coding System), WCO classification.
- 4 versions and 3 revisions (1996, 2002 and 2007)

Version	Starting Year	# of Products
H0	1988	5018
H1	1996	5113
H2	2002	5224
H3	2007	5052

# Product Classifications in TRAINS

## Most recent tariff data

- All Tariff schedules are in HS classification
- 66 Tariff schedules in H3 (HS 2007 edition)
- 80 Tariff schedules in H2 (HS 2002 edition)
- 16 Tariff schedules in H1 (HS 1996 edition)
- 4 Tariff schedules in H0 (HS 1988/92 edition)

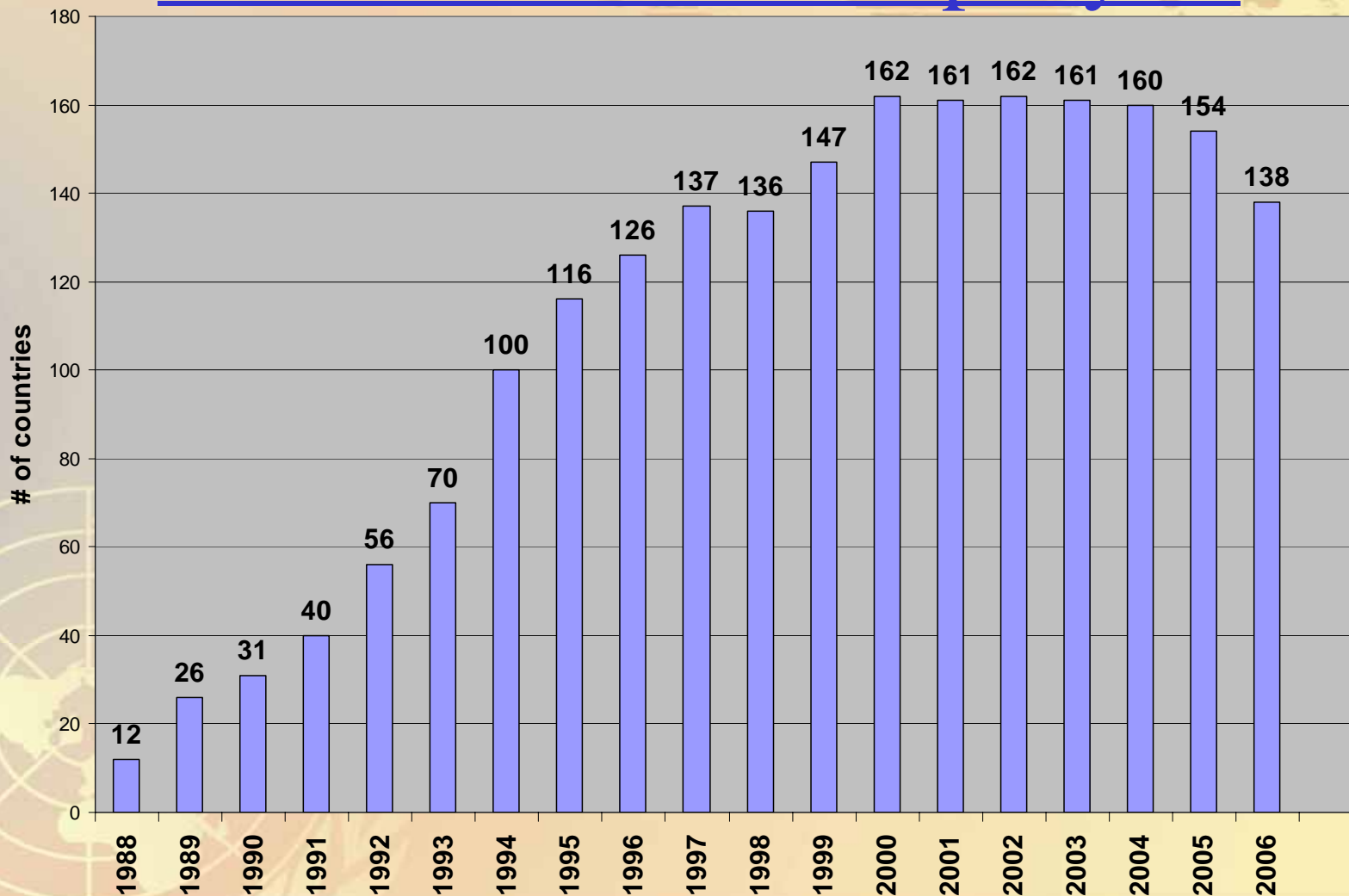
# HS combined in TRAINS database

- Combines all 4 editions of the HS
- Product description adjusted to indicate version
- Enables users to choose products without having to know in which nomenclature a particular country reports in a particular year.
- Results are in native HS.

# Product Concordance Tables in WITS

- HS current revision correspondence to previous revisions (H3 to H2, H3 to H1, H3 to H0 etc.)
- HS to SITC (Standard International Trade Classification) all revisions
- HS to ISIC (International Standard Industrial Classification) all revisions.
- HS to BEC (Broad Economic Categories)
- etc..

# COMTRADE Historical data (in HS): Number of countries per year



# COMTRADE Classifications

## COMTRADE data in HS and SITC nomenclatures

- H0 from 1988
- H1 from 1996
- H2 from 2002
- H3 from 2007
- SITC1 from 1962
- SITC2 from 1976
- SITC3 from 1986
- SITC4 from 2007

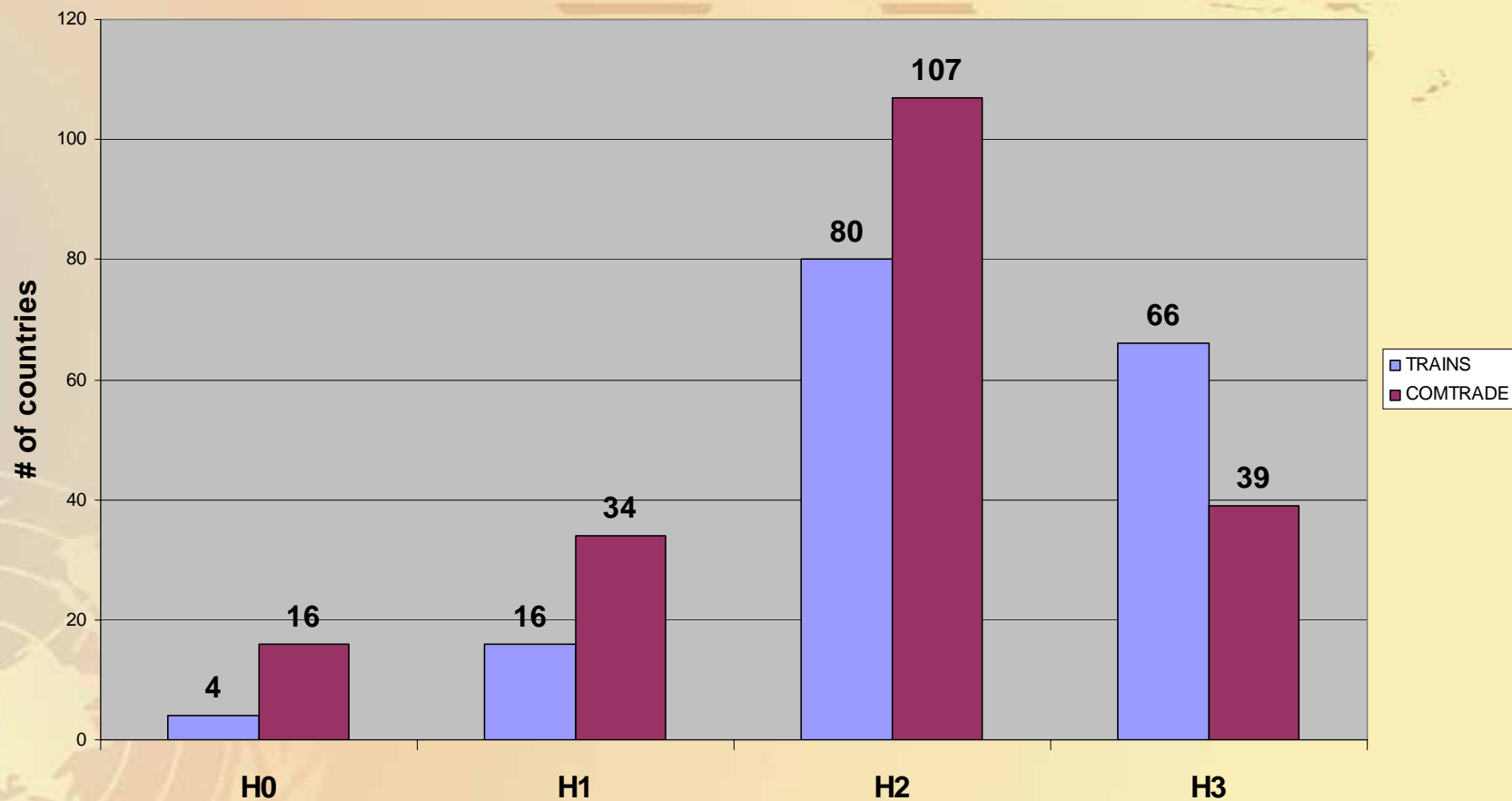
# HS Classification in COMTRADE based on most recent trade data (as of June 2008

- 39 Tariff schedules in H3 (HS 2007 edition)
- 107 Tariff schedules in H2 (HS 2002 edition)
- 34 Tariff schedules in H1 (HS 1996 edition)
- 16 Tariff schedules in H0 (HS 1988/92 edition)



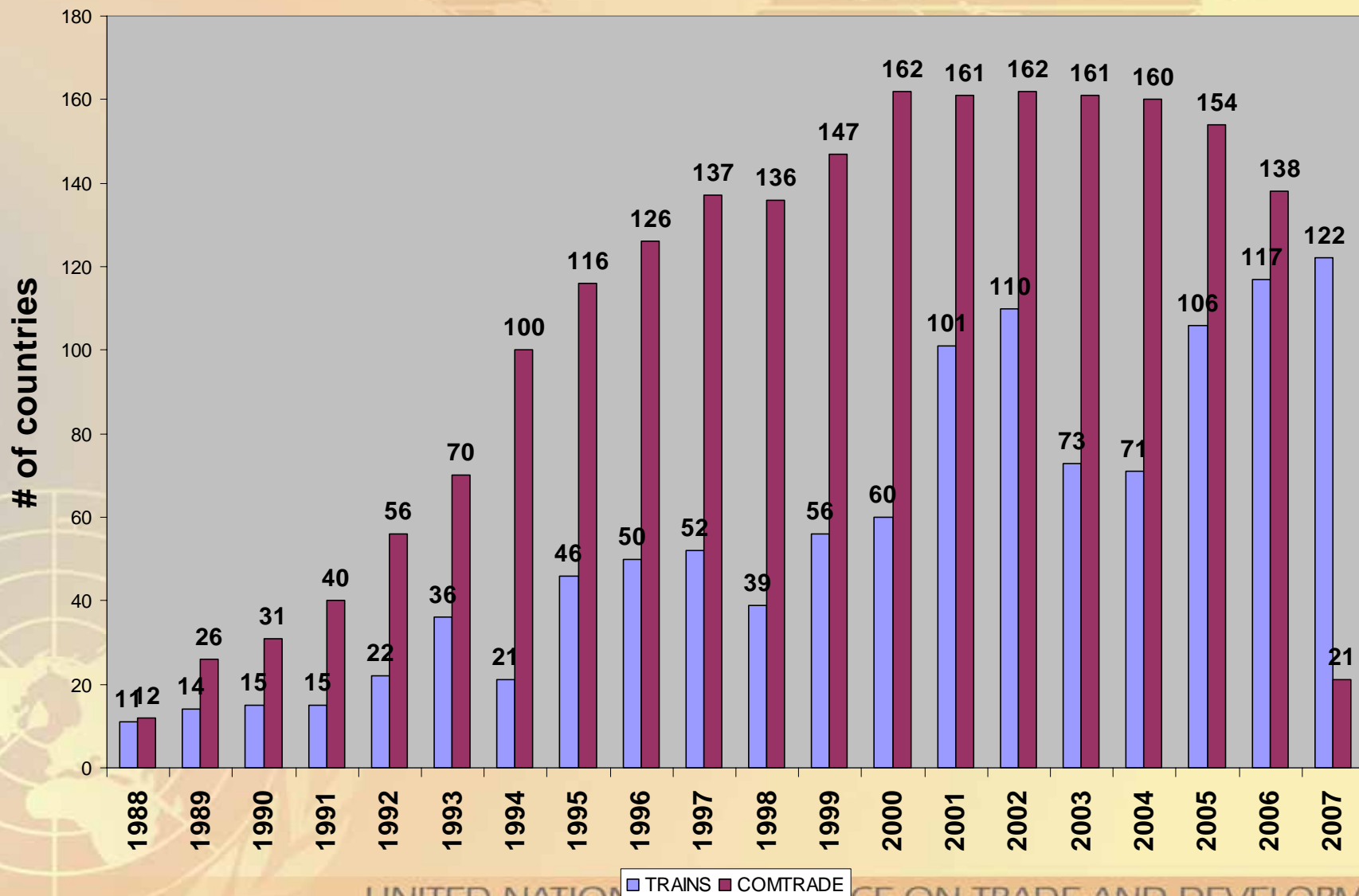
# TRAINS vs COMTRADE

## Number of countries per HS edition

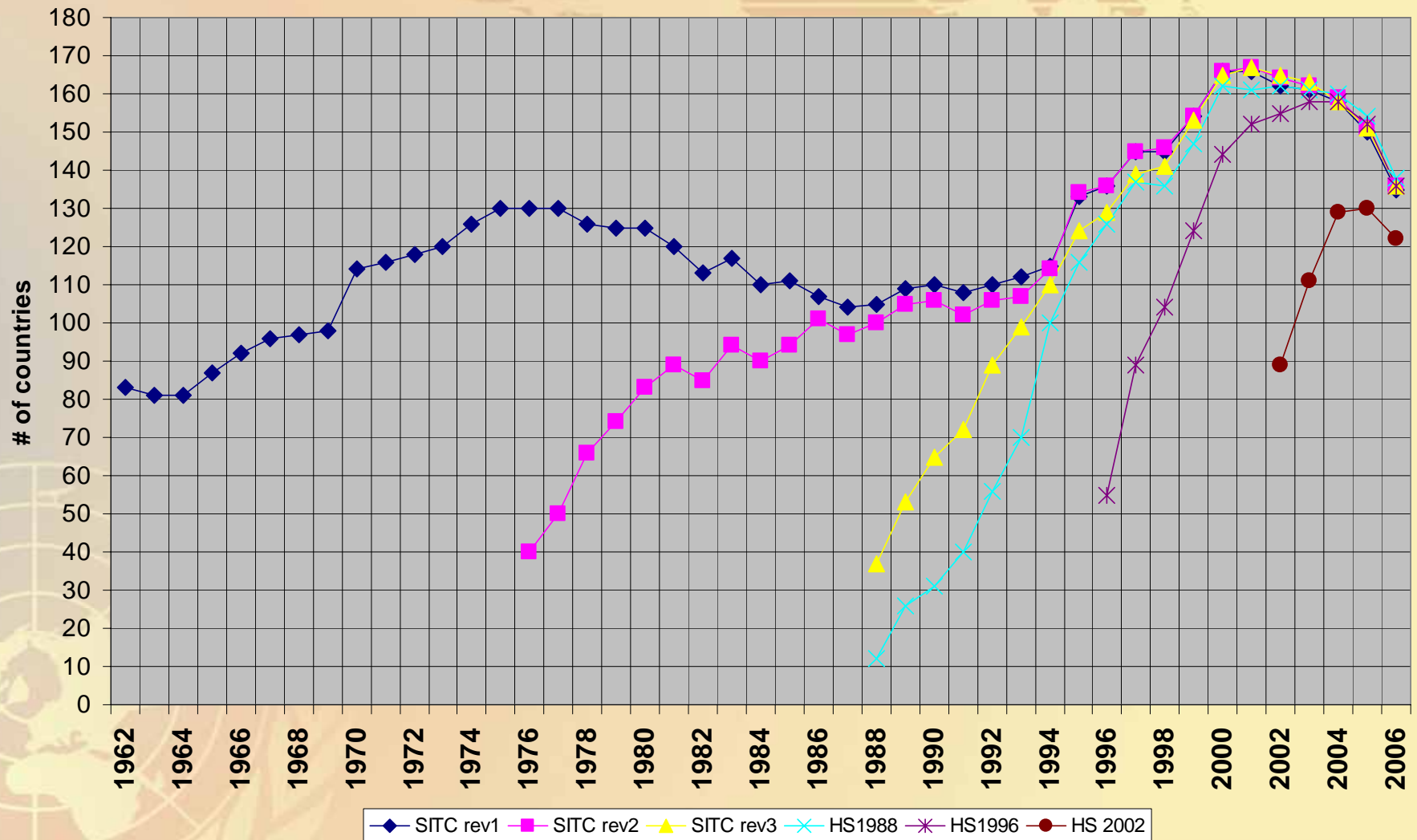


# TRAINS vs COMTRADE: Data

## Availability



# Availability of COMTRADE data in all nomenclatures



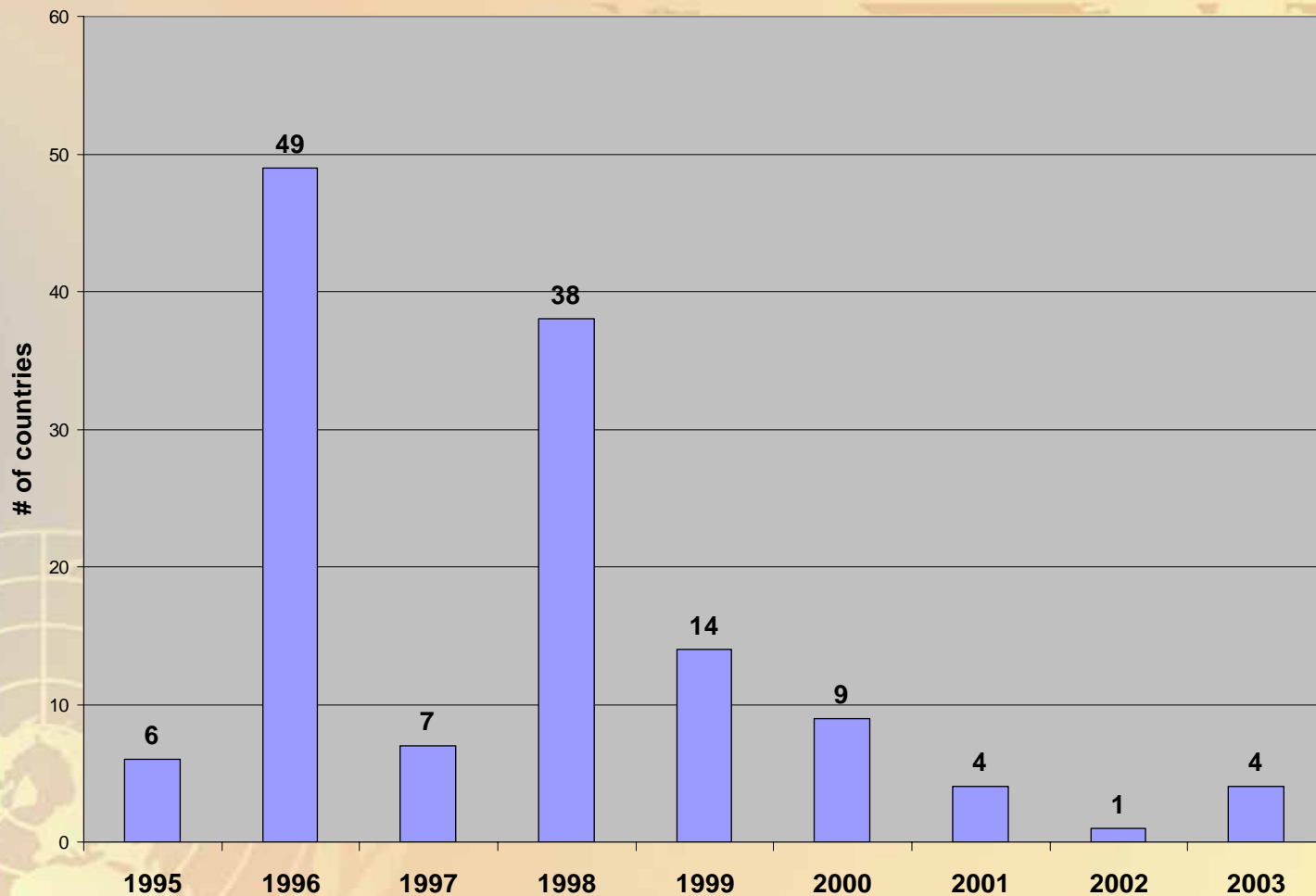
## WTO databases (IDB)

- IDB data contains applied tariff data since 1996.
- IDB data for WTO members only.
- More country coverage in TRAINS than in WTO IDB.
- IDB contains trade data at tariff line level.
- WTO CTS contains data on bound rates.

# WTO databases (CTS)

- WTO CTS contains data on bound rates.
- This is the final bound rate.
- 131 countries data on bound rates.
- Data since 1995
- Not all countries have bound all tariff lines (see the binding coverage using WITS Advanced Query).

# WTO CTS data availability



# How to Access WITS

- Register at <http://wits.worldbank.org/witsweb>
- Obtain a user id (your email address) and a password.
- Download the WITS installation package from <http://wits.worldbank.org/package>
- Install WITS.
- To launch WITS, use Windows Start button => All Programs => WITS => WITS Application Ver 6.0.209

# WITS installation: requirements

- PC of reasonable speed (minimum 200MHZ)
- Windows 98, 2000 or XP
- Internet Explorer version 5.0 or higher
- Internet Access with 50mb of disk space
- More requirements and installation guidelines at <http://wits.worldbank.org/package/WITS-Install-XP.htm>



# WITS Functionality

- **Data retrieval and analysis**
  - Quick query
  - Advanced query
  - Tariff Change Simulations
  - Other options

# Quick Query

**Allows direct access to the Database:**

- By country and/or by product
- Export raw data
- Extraction by criteria



# World Integrated Trade Solution

[Quick Database Query](#) | [Analytical Tools](#) | [Advanced Query](#) | [Utilities](#) | [Help and Information](#)

## TDW - TRAINS Database

**Trade Imports, Tariff Schedules and Non-tariff Barriers**Data Source:  Market:  Year: Nomenclature:  Tier: Product: 

Item 1 of 170 Tariff Lines

[Tariff Schedules](#) | [ParaTariff Schedules](#) | [Non-Tariff Barriers](#) | [Imports](#)

	Measure	Code	AdV	NonAdValorem	Aft	QI	Origin
	Autonomous rates	003		8.00% + 14.70 EUF			
	Conventional rates	004		6.10% + 11.20 EUF			
	GSP rates	011		3.50% + 9.40 EUR,			Manufacture from fresh or chilled sweet corn
	GSP rates for LDC	012		9.40 EUR/100KG			
	MFN rates	002		5.10% + 9.40 EUR,			
	Preference for ACP count	022		9.40 EUR/100KG			Manufacture from fresh or chilled sweet corn
	Preference for Algeria	046		9.40 EUR/100KG			
	Preference for Andorra	059	0				
	Preference for Bulgaria	133		9.40 EUR/100KG			

# Advanced Query

Users construct queries comprising of:

- Reporter countries
- Products
- Partner countries
- Years

**WITS - Custom Query**  
Integrated Data Retrieval Environment

Query Name:

**Query Data Selections for TRN :**

- [-] Reporters (Markets):
  - [-] European Union EUN
- [-] Products:
  - [-] HS - Combined
    - [-] 08 Edible fruit and nuts; peel of citrus fruit or me
- [-] Partner Countries:
  - [-] World WLD
    - [-] U11 All Africa Developing Countries U11ALLAFR U11ALLAFR
    - [-] U11 North Africa including Sudan U11NTHAFR U11NTHAFR
    - [-] U11 Other (SubSaharan) Africa without SD-ZA U11OTHAFR-
- [-] Years:
  - [-] 2004
  - [-] 2003
  - [-] 2002

**Years Ordered**

- 2004
- 2003
- 2002
- 2001
- 2000
- 1999
- 1998
- 1997
- 1996
- 1995
- 1994

Ascending  
 Descending

12/16/2004

# Custom Query – Parameters

## Reporter Countries

- Individual countries or user-defined groups of countries

## Products

- Individual products or user-defined aggregates of products in various product classifications (HS, SITC, ISIC, etc)

# Custom Query – Parameters

## Partner Countries

- Same as Reporter Countries. “World” is treated as an individual country

## Years

- From 1988

# Custom Query – submission

## Further options before submitting

- MFN rates (default) , Bound Rates and/or Effectively Applied (preferential) rates
- Latest available year for each reporter country
- Substitution of unavailable year with the nearest available year
- Breakdown of country groups



# Custom Query – results

## Main indicators

- Simple and trade weighted tariff averages
- Value of imports
  - Duty free
  - Dutiable
  - Non-ad valorem rates
- Distribution of tariff rates

# Advance Tariff Change Simulation (ATCS)

- **Apply tariff change formula to tariff schedules and assess impact**
- **Simulates the tariff reduction proposals submitted to the WTO's Negotiating Group on Market Access (WTO Doha proposals).**
- **Pre-defined or user-defined formula**
- **Multiple formulas in terms of affected countries and products**

# ATCS: Two Parts

## 1. Simulation query

- Defines a specific simulation by selecting countries, products and scenarios

## 2. Scenario Definition

- Defines a scope of tariff changes in terms of group of countries, product categories, bound and unbound tariff lines, etc.

## **Ad Valorem Equivalents:**

- **New feature allows user to select from four different methodologies.**
- **Results in Quick Database Query and Advanced Query.**

# Improvement for immediate future

- **Multi-market Simulation Model**
  - Incorporation of GSIM model in WITS/TRAINS



# Exercises using Quick and Advanced Query options

- What is the value of Cambodia total imports/exports?
- Which are the main trading partners of Cambodia?
- What are the top 10 exported/imported products by Cambodia (at HS 6-digit)?
- What is the average tariff applied (simple and weighted) by Cambodia on all her imports, on agricultural products and on industrial products?
- How many international/domestic peaks

# Exercises using Quick and Advanced Query options

- What is the maximum tariff applied by Cambodia and on which products?
- What is the average tariff (simple and weighted) applied by the main trading partner of Cambodia on imports from Cambodia?
- Construct a group of countries called ASEAN?
- Find the total trade of ASEAN countries.
- What is the average tariff applied by the group?

# CONTACT

**Trade Information Section  
UNCTAD/DITC/TAB  
Palais des Nations  
1211 Geneva 10, Switzerland**

**E-mail: [samuel.munyaneza@unctad.org](mailto:samuel.munyaneza@unctad.org)  
Fax: +41 22 917 0044**