
















Please select your affiliation

		Response Percent	Response Count
Head/focal point of member or associate partner institution		24.6%	34
Government focal point		18.1%	25
Individual researcher		57.2%	79
		answered question	138
		skipped question	0





Please indicate your current occupation.

		Response Percent	Response Count
Researcher at a university / government institute / independent think tank		76.1%	54
Government employee		4.2%	3
International organization employee		8.5%	6
Other (please specify)		11.3%	8
		answered question	71
		skipped question	67

Which ARTNeT activity/ies did you participate in between 2010 and 2012? (select all that apply)

		Response Percent	Response Count
Research: Regional research study (e.g. emerging trade issues in Asia-Pacific, trade and gender linkage)		12.7%	9
Research: Short-term research study		21.1%	15
Training: WTO/ESCAP ARTNeT Capacity Building Workshop for Trade Research		42.3%	30
Training: ARTNeT Gravity Modelling		9.9%	7
Training: Computable General Equilibrium (CGE) Modelling		2.8%	2
Dissemination: Consultative meeting of policy makers and researchers		11.3%	8
I did not participate in any ARTNeT activity		26.8%	19
Other (please specify)		7.0%	5
answered question			71
skipped question			67





Did your participation in this/these ARTNeT activity (ies) contribute to enhancing your trade research skills?

		Response Percent	Response Count
Yes, very significantly		36.6%	26
Yes, significantly		22.5%	16
Yes, somewhat		21.1%	15
No		19.7%	14
answered question			71
skipped question			67







Assess the level of contributions and relevance of each the knowledge platforms

	High	Moderate	Low	Response Count
Services Trade - Capacity building	40.7% (22)	51.9% (28)	7.4% (4)	54
Services Trade - Research methodologies and data understanding	51.0% (25)	38.8% (19)	10.2% (5)	49
Services Trade - Research outputs	48.0% (24)	42.0% (21)	10.0% (5)	50
Services Trade - Evidence-based policymaking	46.8% (22)	46.8% (22)	6.4% (3)	47
Aid for Trade - Capacity building	44.7% (21)	51.1% (24)	4.3% (2)	47
Aid for Trade - Research methodologies and data understanding	40.4% (19)	51.1% (24)	8.5% (4)	47
Aid for Trade - Research outputs	43.8% (21)	47.9% (23)	8.3% (4)	48
Aid for Trade - Evidence-based policymaking	44.4% (20)	48.9% (22)	6.7% (3)	45
CENSUS - Capacity building	35.7% (15)	50.0% (21)	14.3% (6)	42
CENSUS - Research methodologies and data understanding	39.5% (17)	48.8% (21)	11.6% (5)	43
CENSUS - Research outputs	40.0% (18)	46.7% (21)	13.3% (6)	45
CENSUS - Evidence-based policymaking	38.6% (17)	50.0% (22)	11.4% (5)	44
			answered question	58
			skipped question	80





Did you use the skills learned through participation in ARTNeT activities in your work, for example for other research projects?

		Response Percent	Response Count
Yes, very significantly		34.0%	18
Yes, significantly		28.3%	15
Yes, somewhat		20.8%	11
No		17.0%	9
answered question			53
skipped question			85






Did your participation in ARTNeT activities result in the publication of your work? (select all answers that apply)

		Response Percent	Response Count
Yes, as a ARTNeT working paper		22.4%	11
Yes, as a ARTNeT policy brief		4.1%	2
Yes, in another ARTNeT publication		10.2%	5
Yes, in an ESCAP publication		8.2%	4
No		61.2%	30
Yes, in (please provide the reference)		16.3%	8
		answered question	49
		skipped question	89

Did your association with ARTNeT enhance the credibility of your research with your Government?

		Response Percent	Response Count
Yes, very significantly		20.4%	10
Yes, significantly		20.4%	10
Yes, somewhat		30.6%	15
No		28.6%	14
answered question			49
skipped question			89

Do you believe that the skills you learned through your participation in ARTNeT activities contributed to strengthening the overall capacity of your institution?

		Response Percent	Response Count
Yes, very significantly		29.2%	14
Yes, significantly		29.2%	14
Yes, somewhat		29.2%	14
No		8.3%	4
Don't know		4.2%	2
answered question			48
skipped question			90

Please rate the quality and usefulness of the following ARTNeT activities/publications:

	Very useful	Useful	Somewhat useful	Not useful	Not applicable	Response Count
ARTNeT policy briefs	42.2% (19)	46.7% (21)	8.9% (4)	0.0% (0)	2.2% (1)	45
ARTNeT working papers	58.7% (27)	32.6% (15)	6.5% (3)	0.0% (0)	2.2% (1)	46
ARTNeT regional studies	56.5% (26)	28.3% (13)	10.9% (5)	0.0% (0)	4.3% (2)	46
Regional consultative meetings with policymakers	33.3% (15)	33.3% (15)	20.0% (9)	2.2% (1)	11.1% (5)	45
Capacity building workshops	67.4% (31)	21.7% (10)	2.2% (1)	0.0% (0)	8.7% (4)	46
answered question						46
skipped question						92





Assess the level of contributions and relevance of each the knowledge platforms

	High	Moderate	Low	Response Count
Services Trade - Capacity building	62.2% (28)	31.1% (14)	6.7% (3)	45
Services Trade - Research methodologies and data understanding	62.5% (25)	30.0% (12)	7.5% (3)	40
Services Trade - Research Production	51.2% (21)	41.5% (17)	7.3% (3)	41
Services Trade - Evidence-based Policymaking	52.5% (21)	42.5% (17)	5.0% (2)	40
Aid for Trade - Capacity building	68.4% (26)	28.9% (11)	2.6% (1)	38
Aid for Trade - Research methodologies and data understanding	60.5% (23)	34.2% (13)	5.3% (2)	38
Aid for Trade - Research Production	46.2% (18)	46.2% (18)	7.7% (3)	39
Aid for Trade - Evidence-based Policymaking	50.0% (19)	42.1% (16)	7.9% (3)	38
CENSUS - Capacity building	50.0% (19)	31.6% (12)	18.4% (7)	38
CENSUS - Research methodologies and data understanding	56.8% (21)	27.0% (10)	16.2% (6)	37
CENSUS - Research Production	50.0% (18)	36.1% (13)	13.9% (5)	36
CENSUS - Evidence-based Policymaking	51.4% (19)	32.4% (12)	16.2% (6)	37
			answered question	46
			skipped question	92








Please rate the benefits you associate with the ARTNeT network:

	Most important	Very important	Somewhat important	Not important	Don't know	Response Count
Learning new research skills in ARTNeT workshops	60.0% (27)	26.7% (12)	6.7% (3)	0.0% (0)	6.7% (3)	45
Obtaining feedback on research from ARTNeT advisors	34.1% (15)	45.5% (20)	15.9% (7)	0.0% (0)	4.5% (2)	44
Improving access to policy makers through consultative meetings	27.3% (12)	27.3% (12)	22.7% (10)	6.8% (3)	15.9% (7)	44
Meeting researchers from other countries in workshops and regional team meetings	40.9% (18)	43.2% (19)	9.1% (4)	0.0% (0)	6.8% (3)	44
Networking	51.1% (23)	40.0% (18)	4.4% (2)	0.0% (0)	4.4% (2)	45
Opportunity to publish in English	22.7% (10)	31.8% (14)	25.0% (11)	15.9% (7)	4.5% (2)	44
answered question						45
skipped question						93




How often do you visit the ARTNeT website (www.artnetontrade.org)?

		Response Percent	Response Count
Weekly or more frequently		18.6%	8
Several times per month		46.5%	20
Every couple of months		32.6%	14
Two to three times per year		0.0%	0
Never		2.3%	1
		answered question	43
		skipped question	95

Which online tools/resources do you use regularly? (select all that apply)

		Response Percent	Response Count
Upcoming ARTNeT events (homepage)		67.4%	29
ARTNeT publications (policy briefs, working papers, alerts)		83.7%	36
Publications search tool		34.9%	15
Gravity Modelling tool		37.2%	16
Asia-Pacific Trade and Investment Agreements Database (APTIAD)		39.5%	17
Database of researchers		37.2%	16
Other (please specify)		2.3%	1
answered question			43
skipped question			95

My interactions with the ARTNeT Secretariat team (in person, in writing or over the telephone) have been: (please consider helpfulness, quality of information provided, and responsiveness)

		Response Percent	Response Count
Excellent		61.9%	26
Good		31.0%	13
Not good		7.1%	3
answered question			42
skipped question			96